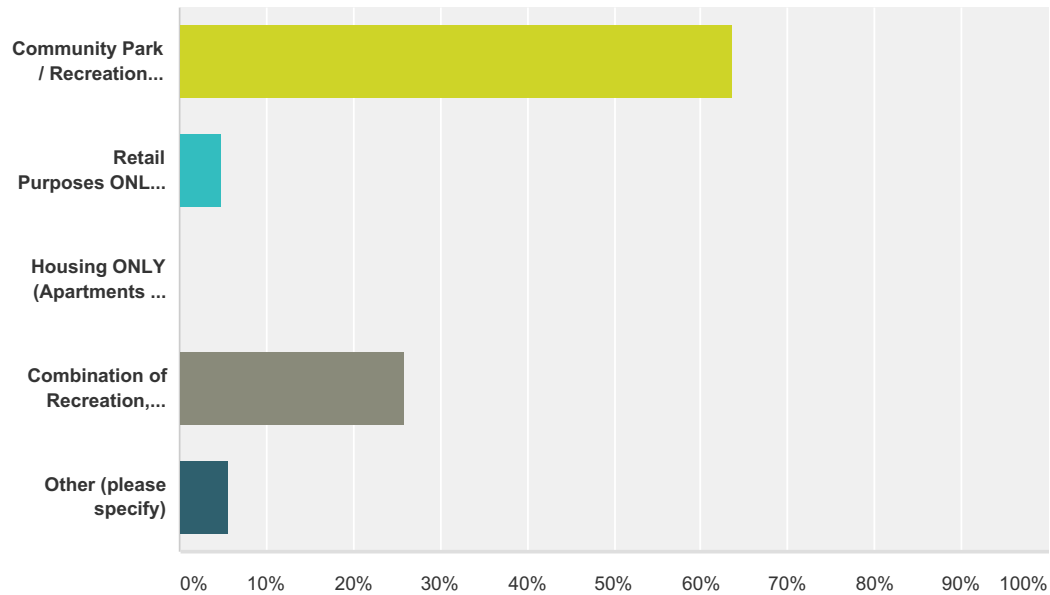


APPENDIX: PUBLIC SURVEY RESULTS

Q1 What do you think this property should be used for? (All of the options would include ample parking!)

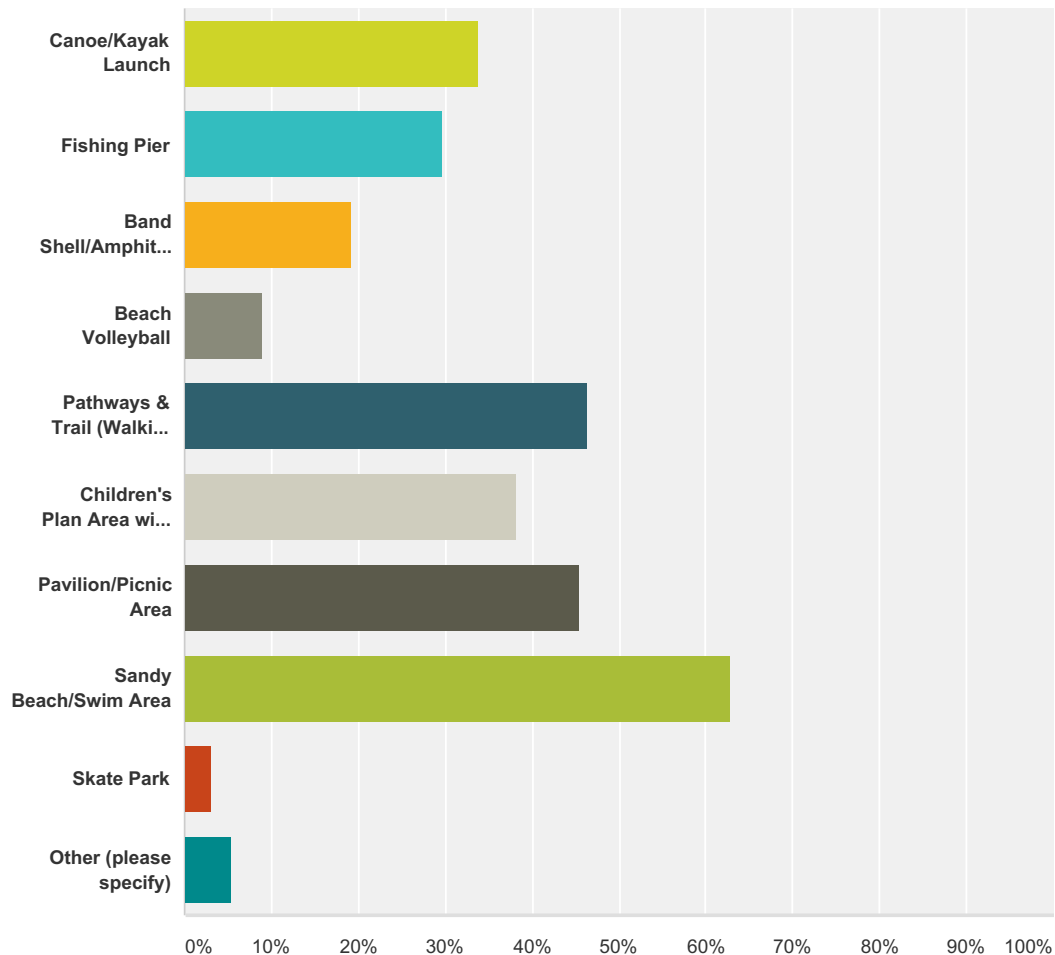
Answered: 390 Skipped: 4



Answer Choices	Responses	
Community Park / Recreational Purposes ONLY	63.59%	248
Retail Purposes ONLY (small businesses, restaurants, etc.)	4.87%	19
Housing ONLY (Apartments or condos)	0.00%	0
Combination of Recreation, Retail, and/or Housing	25.90%	101
Other (please specify)	5.64%	22
Total		390

Q2 If this area (or part of this area) were to be used as a recreation area, which recreational features you would most like to see? (Please select your top (THREE (3) ONLY

Answered: 387 Skipped: 7



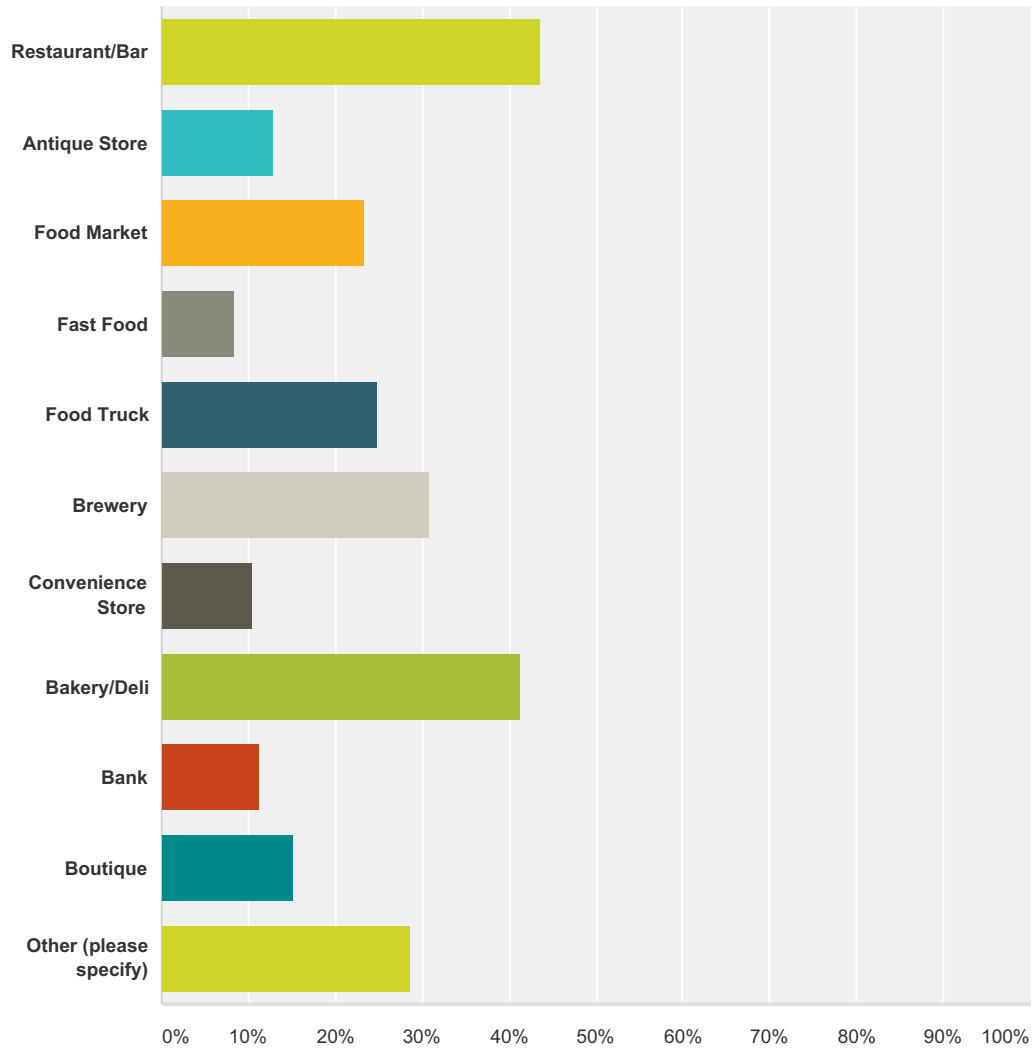
Answer Choices	Responses	
Canoe/Kayak Launch	33.85%	131
Fishing Pier	29.72%	115
Band Shell/Amphitheatre	19.12%	74
Beach Volleyball	9.04%	35
Pathways & Trail (Walking Paths, Bike Trails, Fitness Trails, etc.)	46.25%	179
Children's Plan Area with Playground Equipment	38.24%	148
Pavilion/Picnic Area	45.48%	176
Sandy Beach/Swim Area	62.79%	243

Copy of Northfield Community Park Survey

Skate Park	3.10%	12
Other (please specify)	5.43%	21
Total Respondents: 387		

Q3 If this area (or part of this area) were to be utilized for business use, what types of businesses would you like to see? Please select all that apply

Answered: 326 Skipped: 68



Answer Choices	Responses	
Restaurant/Bar	43.56%	142
Antique Store	12.88%	42
Food Market	23.31%	76
Fast Food	8.28%	27
Food Truck	24.85%	81
Brewery	30.98%	101
Convenience Store	10.43%	34

Copy of Northfield Community Park Survey

Bakery/Deli	41.41%	135
Bank	11.35%	37
Boutique	15.34%	50
Other (please specify)	28.53%	93
Total Respondents: 326		

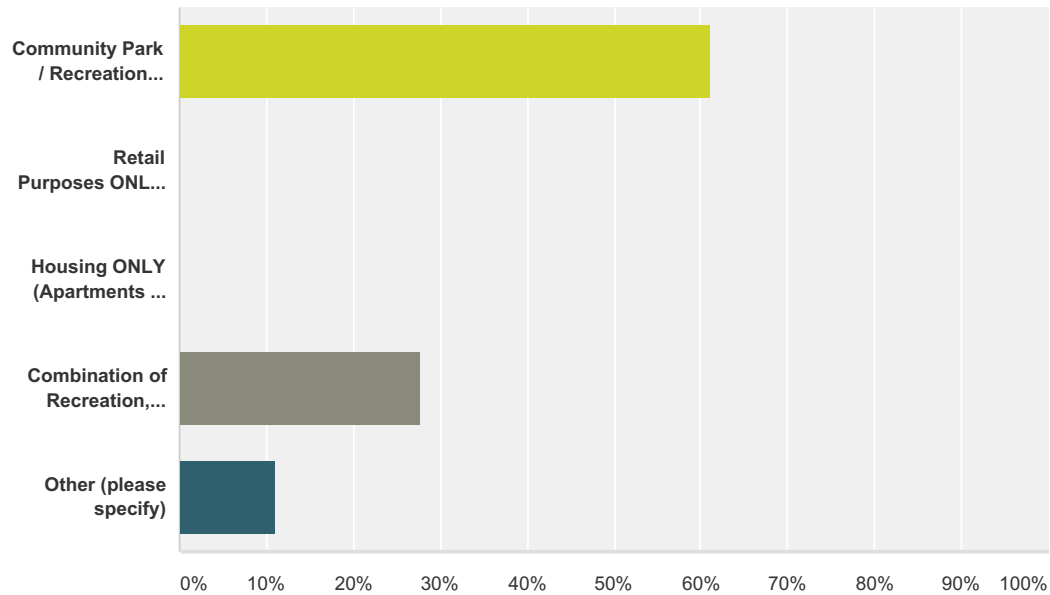
Q4 Please list your age and the ages of your children, if applicable. (for demographic purposes ONLY)

Answered: 370 Skipped: 24

Answer Choices	Responses	
Your Age	99.46%	368
Child(ren)'s Age (please list all)	46.76%	173

Q1 What do you think this property should be used for? (All of the options would include ample parking!)

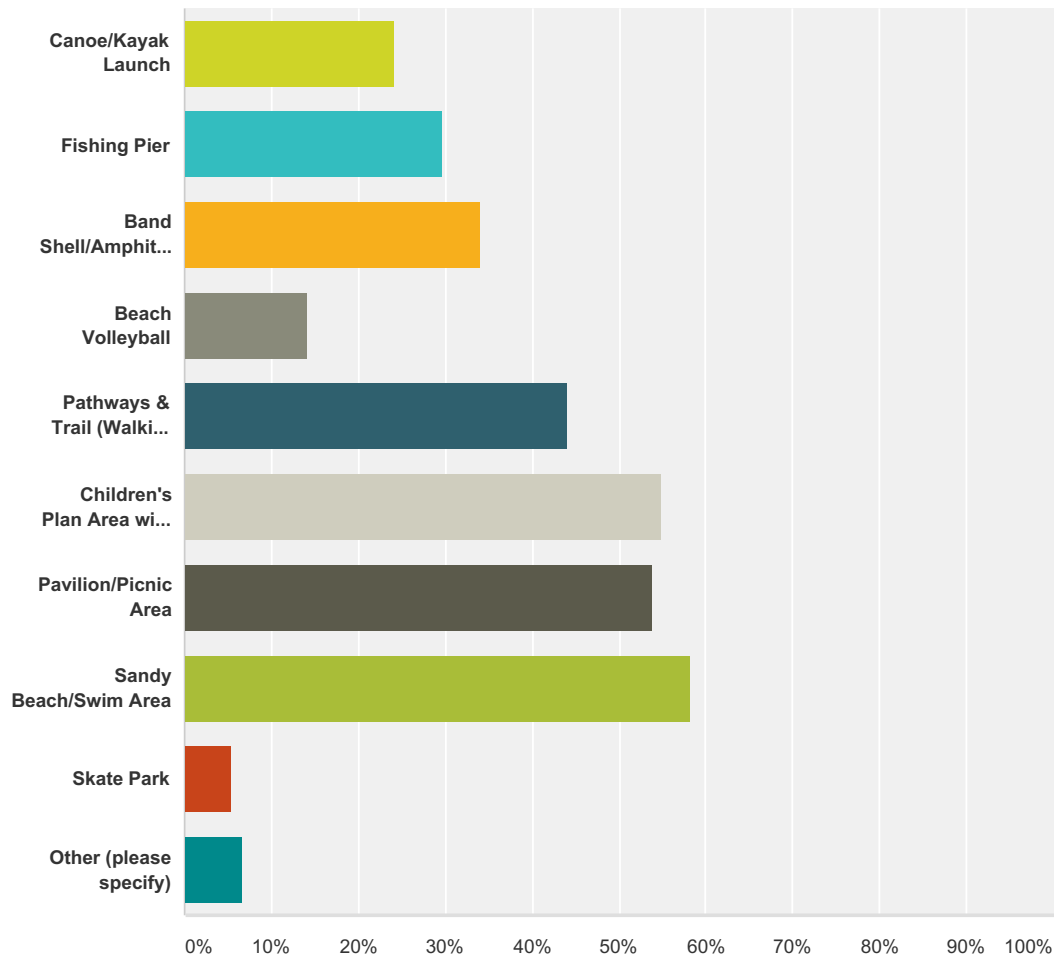
Answered: 90 Skipped: 2



Answer Choices	Responses	
Community Park / Recreational Purposes ONLY	61.11%	55
Retail Purposes ONLY (small businesses, restaurants, etc.)	0.00%	0
Housing ONLY (Apartments or condos)	0.00%	0
Combination of Recreation, Retail, and/or Housing	27.78%	25
Other (please specify)	11.11%	10
Total		90

Q2 If this area (or part of this area) were to be used as a recreation area, which recreational features you would most like to see? (Please select your top (THREE (3) ONLY

Answered: 91 Skipped: 1



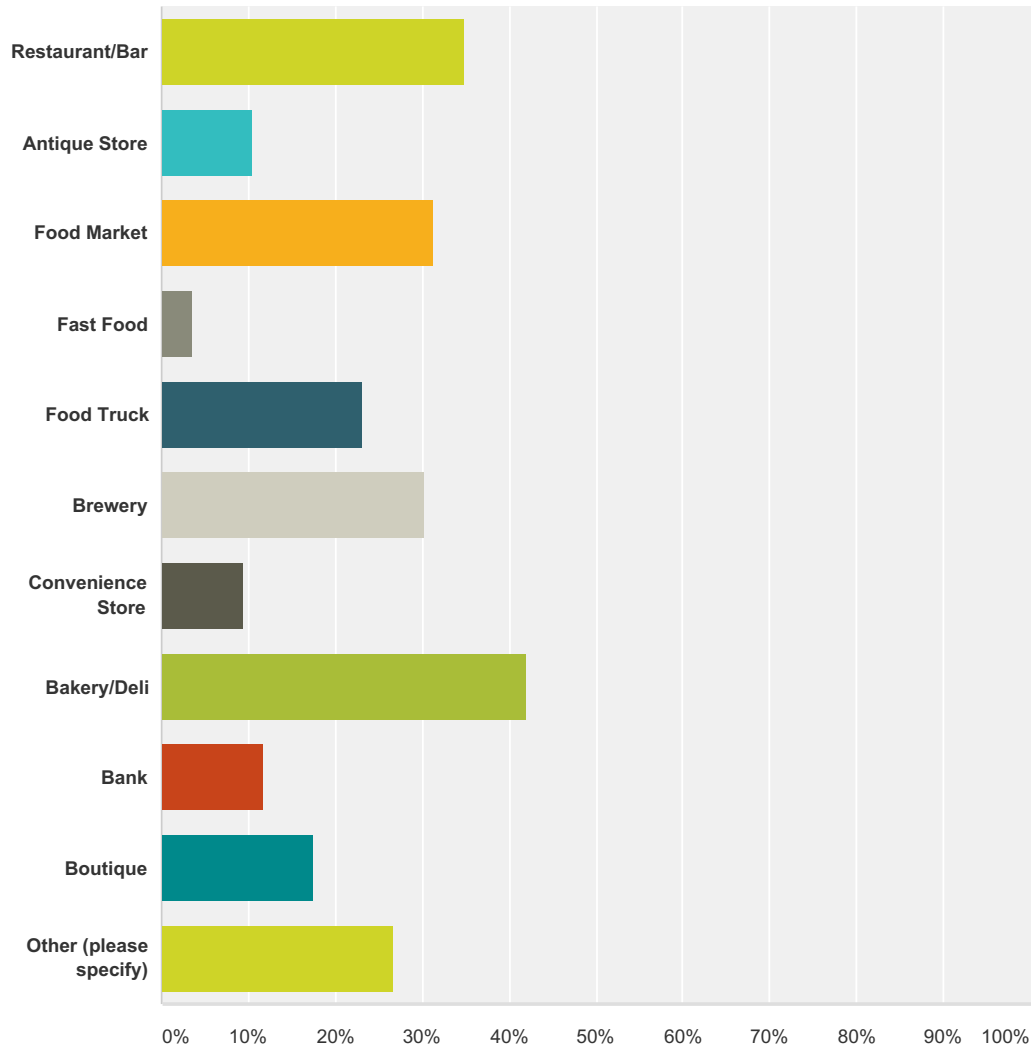
Answer Choices	Responses
Canoe/Kayak Launch	24.18% 22
Fishing Pier	29.67% 27
Band Shell/Amphitheatre	34.07% 31
Beach Volleyball	14.29% 13
Pathways & Trail (Walking Paths, Bike Trails, Fitness Trails, etc.)	43.96% 40
Children's Plan Area with Playground Equipment	54.95% 50
Pavilion/Picnic Area	53.85% 49
Sandy Beach/Swim Area	58.24% 53

Northfield Community Park Survey

Skate Park	5.49%	5
Other (please specify)	6.59%	6
Total Respondents: 91		

Q3 If this area (or part of this area) were to be utilized for business use, what types of businesses would you like to see? Please select all that apply

Answered: 86 Skipped: 6



Answer Choices	Responses
Restaurant/Bar	34.88% 30
Antique Store	10.47% 9
Food Market	31.40% 27
Fast Food	3.49% 3
Food Truck	23.26% 20
Brewery	30.23% 26
Convenience Store	9.30% 8

Northfield Community Park Survey

Bakery/Deli	41.86%	36
Bank	11.63%	10
Boutique	17.44%	15
Other (please specify)	26.74%	23
Total Respondents: 86		

Q4 Please list your age and the ages of your children, if applicable. (for demographic purposes ONLY)

Answered: 88 Skipped: 4

Answer Choices	Responses	
Your Age	97.73%	86
Child(ren)'s Age (please list all)	62.50%	55